



RG - AP520- I(G 2)

V1.02

- <http://www.ruijie.com.cn/>
- <http://webchat.ruijie.com.cn>
- <http://www.ruijie.com.cn/service.aspx>
- 7× 24 4008-111-000
- <http://bbs.ruijie.com.cn/portal.php>
-

	-40°C 70°C
	5 95
	5 95
	IP41
	GB4943 IEC 60950-1

	—			AP
	3Hz	2	2	AP AP

ap

	—			A
--	---	--	--	---

RG-AP520-I(G2)

-
-



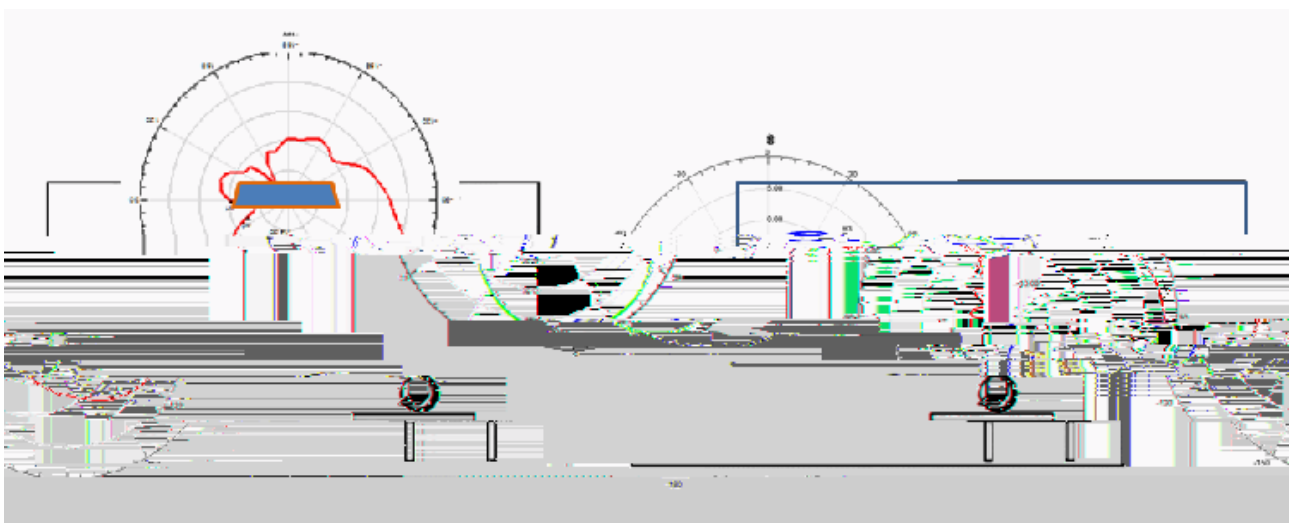
2.4G RG-AP520-I(G2)

1-3 2.4G 2.4G



5G RG-AP520-I(G2)

1-4 5G 5G



2

) %



RG-AP520-I(G2)



2.2



AP



500m



2.3



2.4



AP



H ₂ S	0.006	0.03
NO ₂	0.04	0.15

2.7

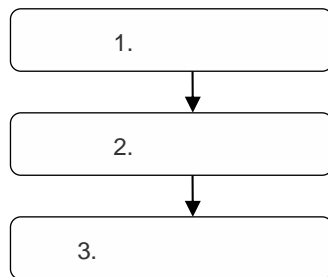


3

RG-AP520-I(G2) AP



3.1



3.2

RG-AP520-I(G2)

-
-
-
-
-
-
-

3.3

AP

-
-
-

-
-
-
-
-
-
-
-
-
-


3.4



-


1) 4 6mm 61mm

3-1




-

3-2



●

3-3

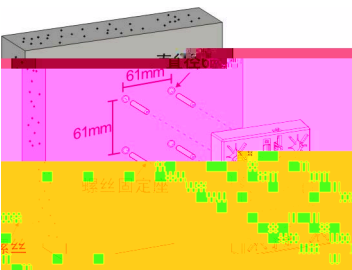


RG-AP520-I(G2)

■


1) 4 6mm 61mm

3-4



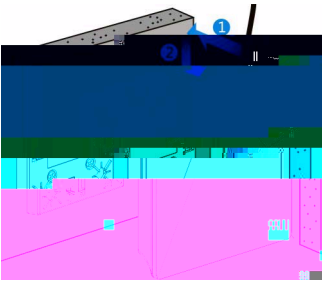
●

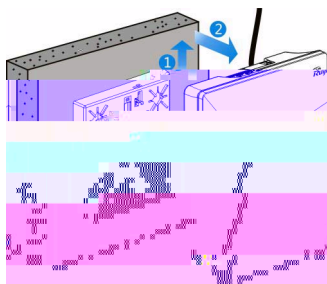
3-5



●

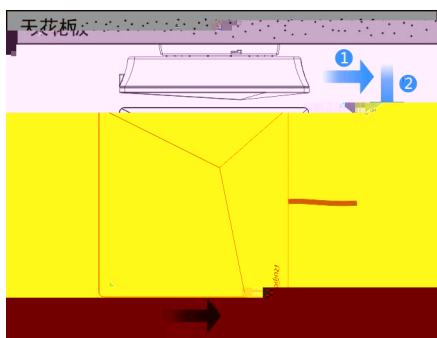
3-6





●

3-12



3.7

	AP	LAN/PoE	AP	A	
console		9600	8	1	AP
RG-AP520-I(G2)					RG-AP520-I(G2)

3.8

-
-
-

1) LAN/PoE

-
-

3.9

-
-
-
-

-
-

-
-

AP

4

4.1

PoE AP

- PoE AP
- AP AC
- PC AP PC PoE

4.2

-
- AP

- AP AC
- AP

5

5.1

RG-AP520-I(G2)

- AP
- AP Link down
- AP CAPWAP
- AP
- AP CAPWAP
- 16 /min AP CAPWAP
- AP
- 2 2 AP AP
- AP /

CLI

RG-AP520-I(G2) AC

 RG-AP520-I(G2) Telnet RG-AP520-I(G2)
 RG-AP520-I(G2)

5.2

- AP AP AP
- AP AP AC

5.3

- AP

- AP

, ,

A

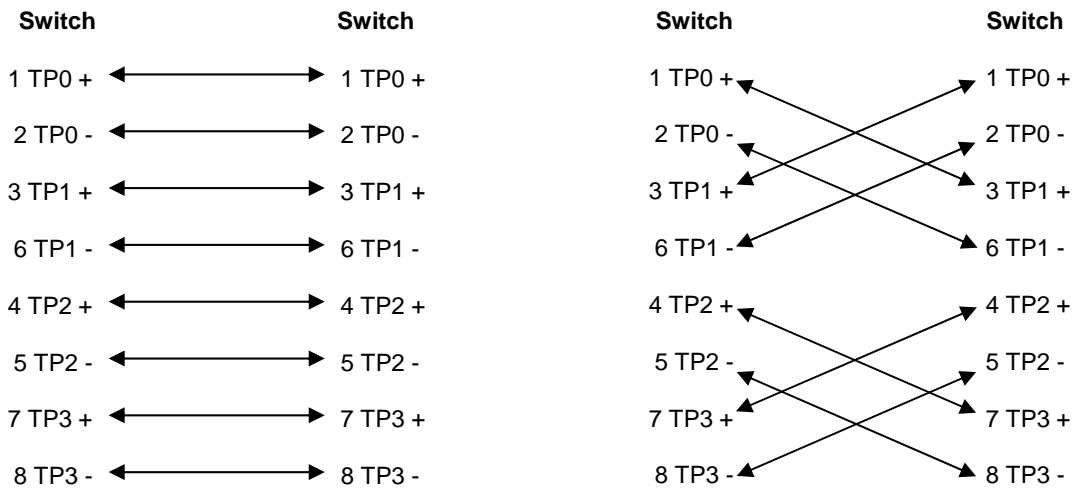
1000BASE-T/100BASE-TX/10BASE-T

1000BASE-T/100BASE-TX/10BASE-T

MDI/MDIX Crossover

1000BASE-T IEEE 802.3ab 100 100-ohm 5 5 UTP STP
 1000BASE-T 4 4 1000BASE-T

A-1 1000BASE-T



100BASE-TX/10BASE-T

100Mbps 100-ohm 5

100

10Mbps

100-ohm 3 4 5
 100BASE-TX/10BASE-T

A-2 100BASE-TX/10BASE-T

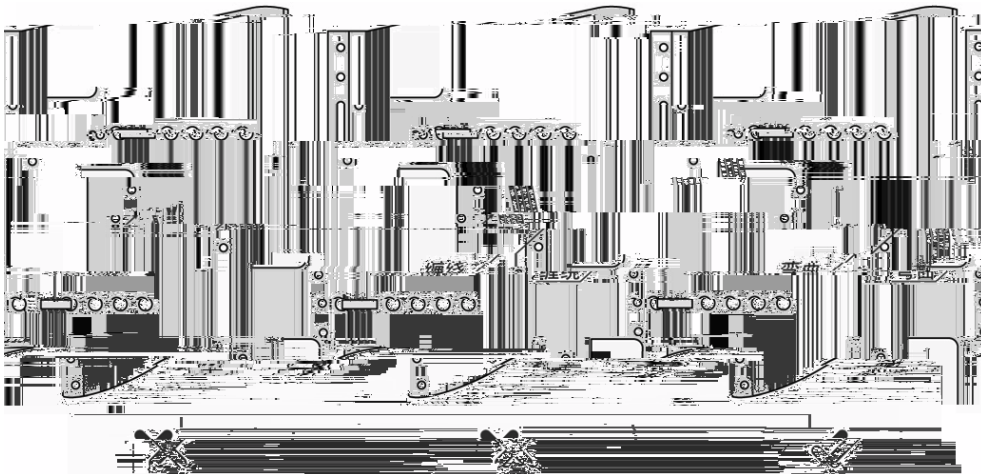
Pin		
1	Input Receive Data+	Output Transmit Data+
2	Input Receive Data-	Output Transmit Data-
3	Output Transmit Data+	Input Receive Data+
6	Output Transmit Data-	Input Receive Data-
4 5 7 8	Not Used	Not Used

100BASE-TX/10BASE-T

A-3 100BASE-TX/10BASE-T

RG-AP520-I(G2)

- 7 5
- 7 10
- SFP+ 5 10
-
-
- D-1
- D-1



- 30mm
-
-
-
- D-2

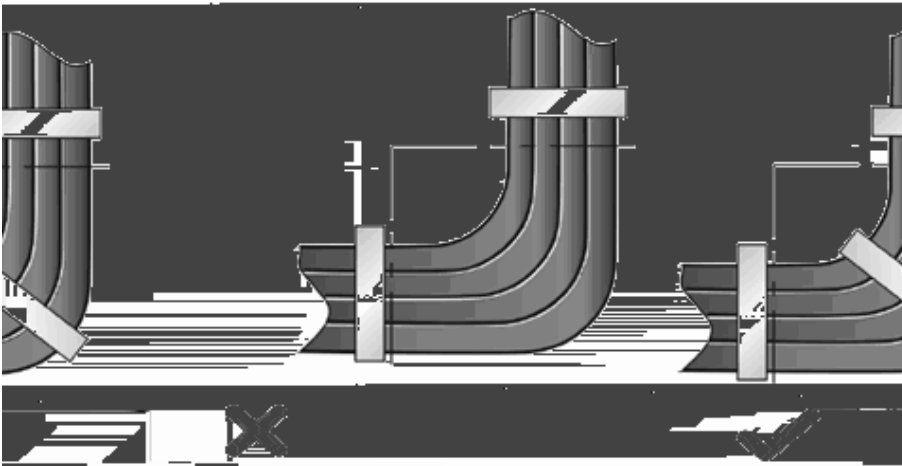
D-2



■

D-3

D-3



■

■ 220V -48V

■

■

D-4

D-4

