



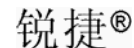
N <9

I > \$J * . - ' <

I > F J ' (' % Ž* Y (Ožg * ' .

M(% ' .

©2014



RGOS 10.4 (3b19)p3

-
-
-

- <http://www.ruijie.com.cn/>
- <http://webchat.ruijie.com.cn>
- <http://www.ruijie.com.cn/service.aspx>
- 7× 24 4008-111-000
- <http://support.ruijie.com.cn>
- service@ruijie.com.cn

1)

[] []

{x|y|...}

[x|y|...]

//

2)



3)





-WEB

WEB

1. WEB

1 WEB

1.1 WEB

WEB IE
WEB WEB WEB WEB
WEB WEB IE

1.2

WEB

WEB	

1.3 WEB

WEB “ WEB ”

 WEB Enable	Enable
--	--------

1.4 WEB

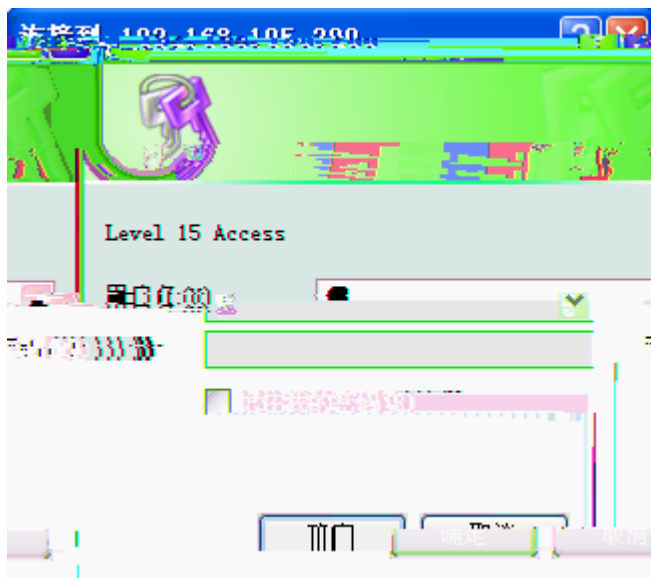
IP http://192.168.1.200,

1-1




“ ”

1-2



WEB

1-3 WEB



1.5

1.5.1 IP

“ IP ”

IP

1-4 IP



ip “ ”

1-5 IP



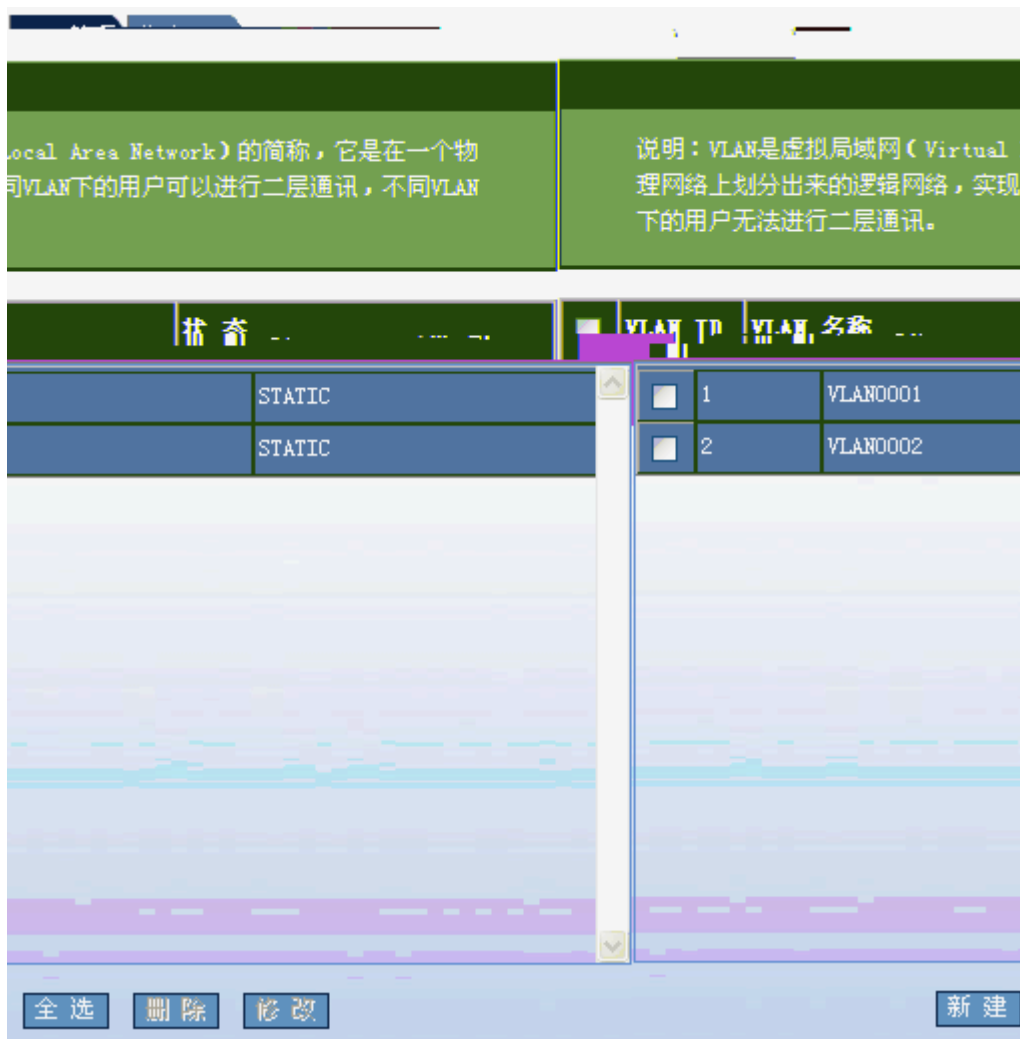
IP “ ”

1.5.2 VLAN

“ VLAN ”

■ VLAN

1-6 VLAN



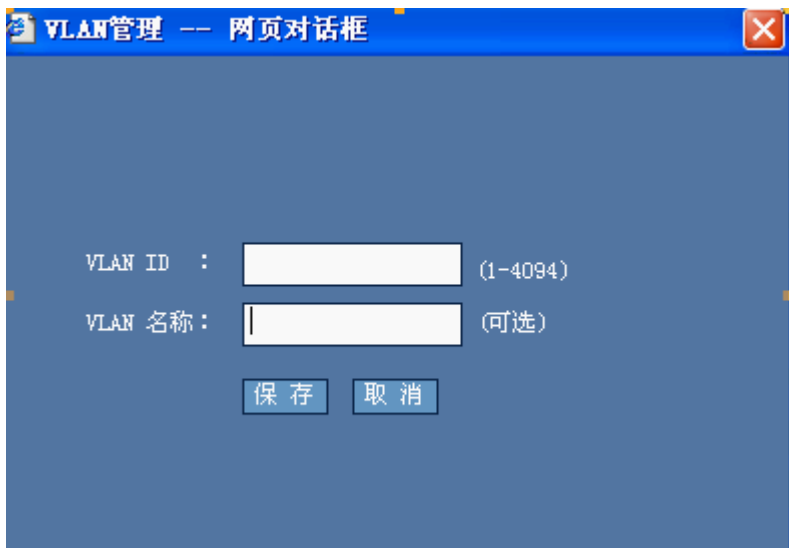
VLAN

VLAN

VLAN

“ ”

1-7 VLAN



VLAN ID VLAN

“ ”

VLAN

VLAN


VLAN

“ ”

VLAN

“ ”

1-8 VLAN




VLAN

“ ”

VLAN

■ VLAN

1-9 VLAN



IP “ ”

IP

1.5.4

“ ”

1-11



“ ”

“ ”

1.5.5

“ ”

1-12

端口限速设置

注意：不限速的端口，保持对应文本框为空（1byte=8bit）。S2900系列设备不支持对端口输入速率限制的设置。

端口	输出速率限制 (312-1000000 KBit/s)	输入速率限制 (312-1000000 KBit/s)
GigabitEthernet 0/1	<input type="text"/>	<input type="text"/>
GigabitEthernet 0/2	<input type="text"/>	<input type="text"/>
GigabitEthernet 0/3	<input type="text"/>	<input type="text"/>
GigabitEthernet 0/4	<input type="text"/>	<input type="text"/>
GigabitEthernet 0/5	<input type="text"/>	<input type="text"/>
GigabitEthernet 0/6	<input type="text"/>	<input type="text"/>
GigabitEthernet 0/7	<input type="text"/>	<input type="text"/>
GigabitEthernet 0/8	<input type="text"/>	<input type="text"/>
GigabitEthernet 0/9	<input type="text"/>	<input type="text"/>
GigabitEthernet 0/10	<input type="text"/>	<input type="text"/>
GigabitEthernet 0/11	<input type="text"/>	<input type="text"/>
GigabitEthernet 0/12	<input type="text"/>	<input type="text"/>
GigabitEthernet 0/13	<input type="text"/>	<input type="text"/>
GigabitEthernet 0/14	<input type="text"/>	<input type="text"/>
GigabitEthernet 0/15	<input type="text"/>	<input type="text"/>

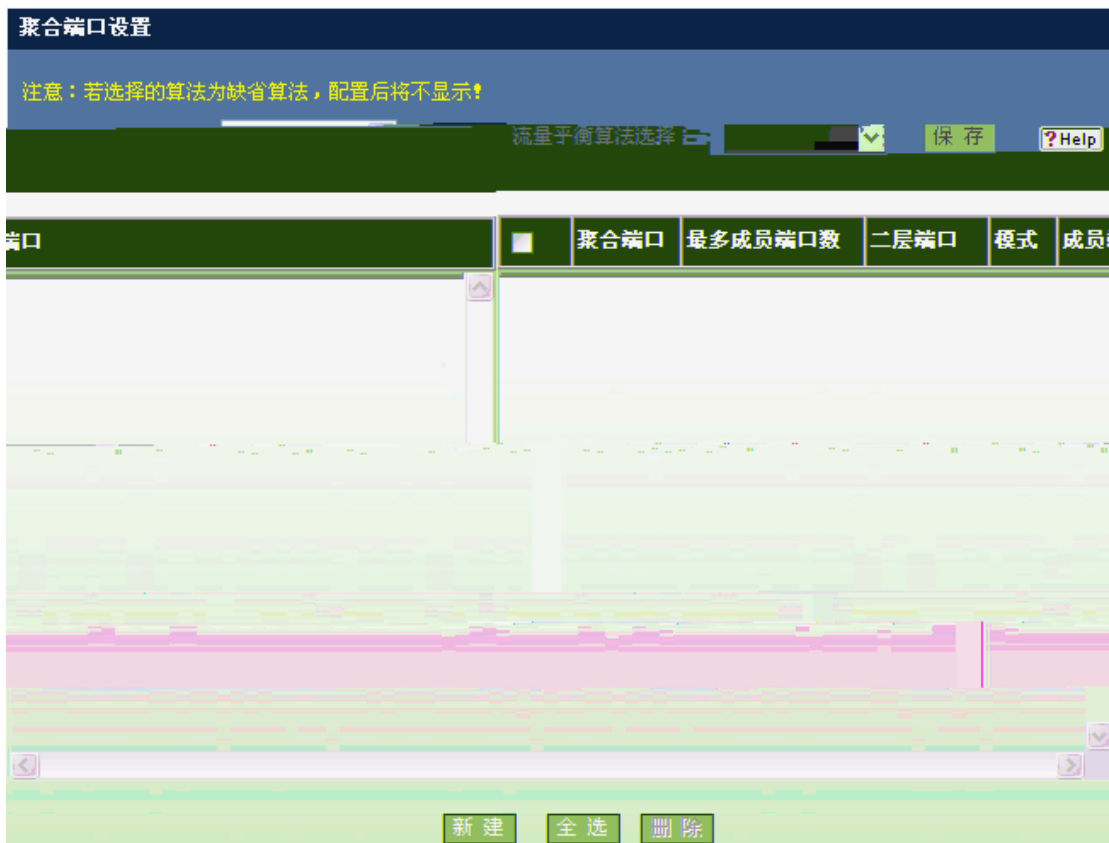
“ ”

“ ”

1.5.6

“ ”

1-13



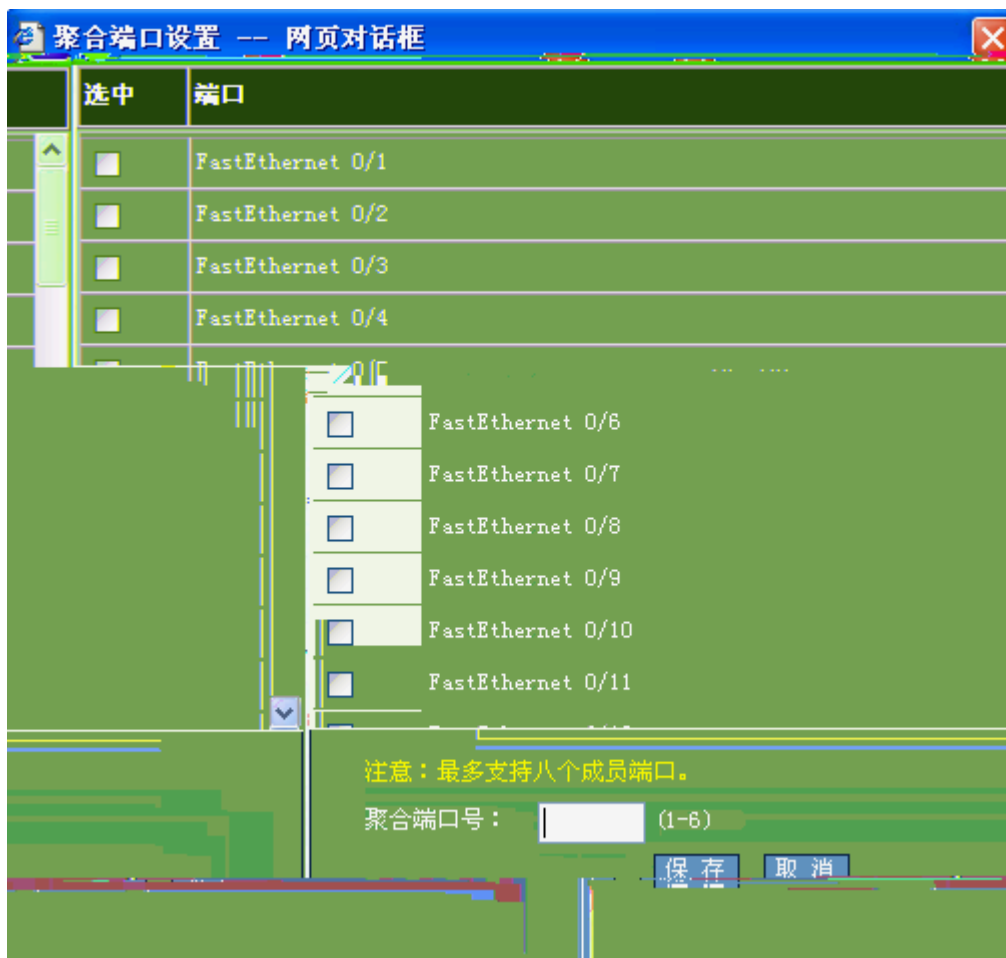
■

“ ”

■

“ ”

1-14



端口设置

注意：若选择的参数该端口不支持，对应的参数设置将不生效！

端口：

状态： 双工： 速率： 流控：

描述：

端口	状态	双工	速率	流控	描述
G10/1	Down	Half	10	On	-
G10/2	Down	Half	10	On	-
G10/3	Down	Full	1000	Off	-
G10/4	Down	Auto	Auto	Off	-
G10/5	Down	Full	100	Off	-
G10/6	Down	Auto	Auto	Off	-
G10/7	Up	Full	100	Off	-
G10/8	Down	Auto	Auto	Off	-
G10/9	Down	Full	100	Off	-
G10/10	Down	Auto	Auto	Off	-
G10/11	Down	Auto	Auto	Off	-
G10/12	Down	Auto	Auto	Off	-

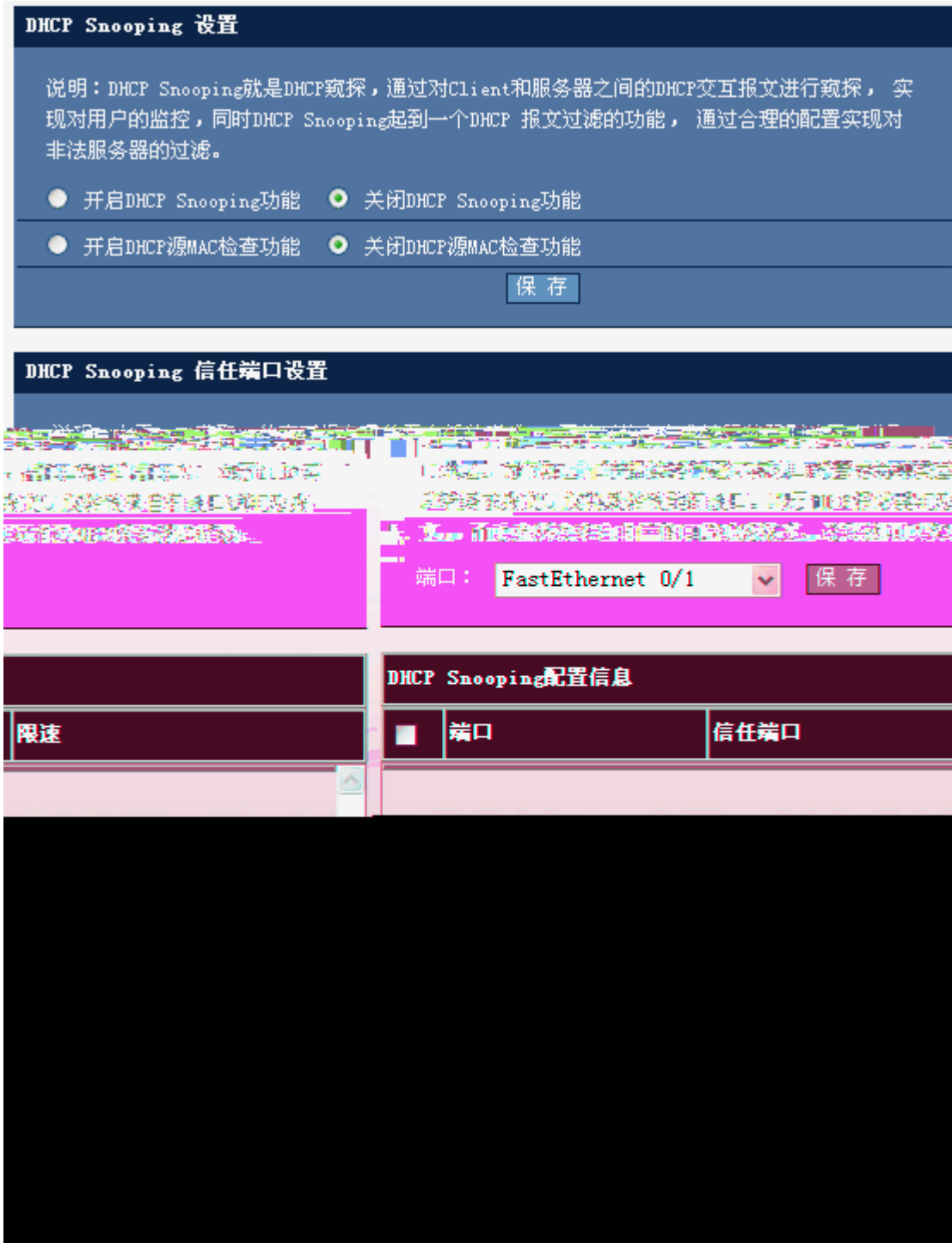
“ ”

1.5.8 DHCP

“ DHCP ”

DHCP

1-16 DHCP



■ DHCP Snooping

DHCP Snooping DHCP Snooping MAC “ ”

■ DHCP Snooping

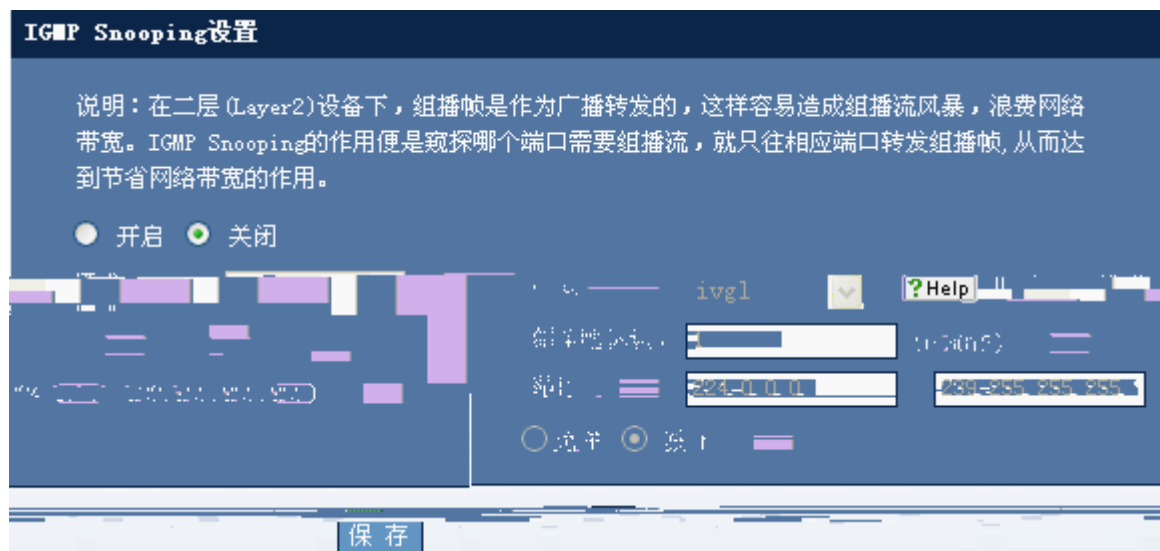
“ ” / <

1.5.10 IGMP Snooping

“ IGMP Snooping”

IGMP Snooping

1-18 IGMP Snooping

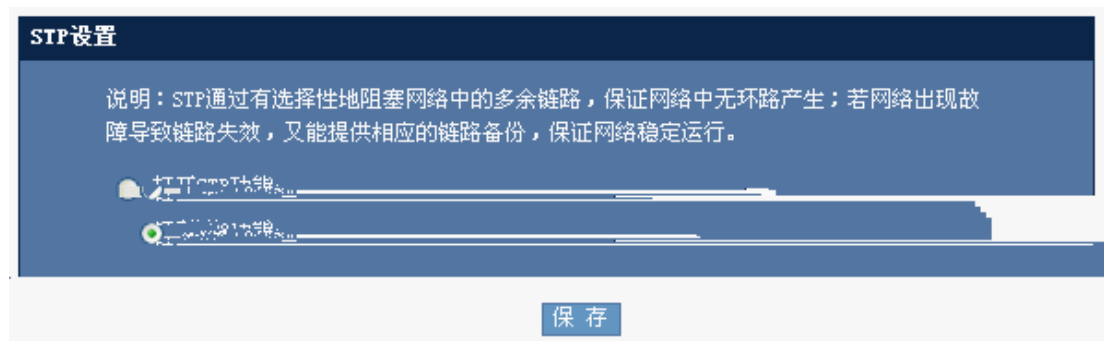


IGMP Snooping “ ” ivgl svgl
 ivgl-svgl svgl ivgl-svgl IP “ ”
 IGMP Snooping “ ” “ ”

1.5.11 STP

“ STP ” STP

1-19 STP



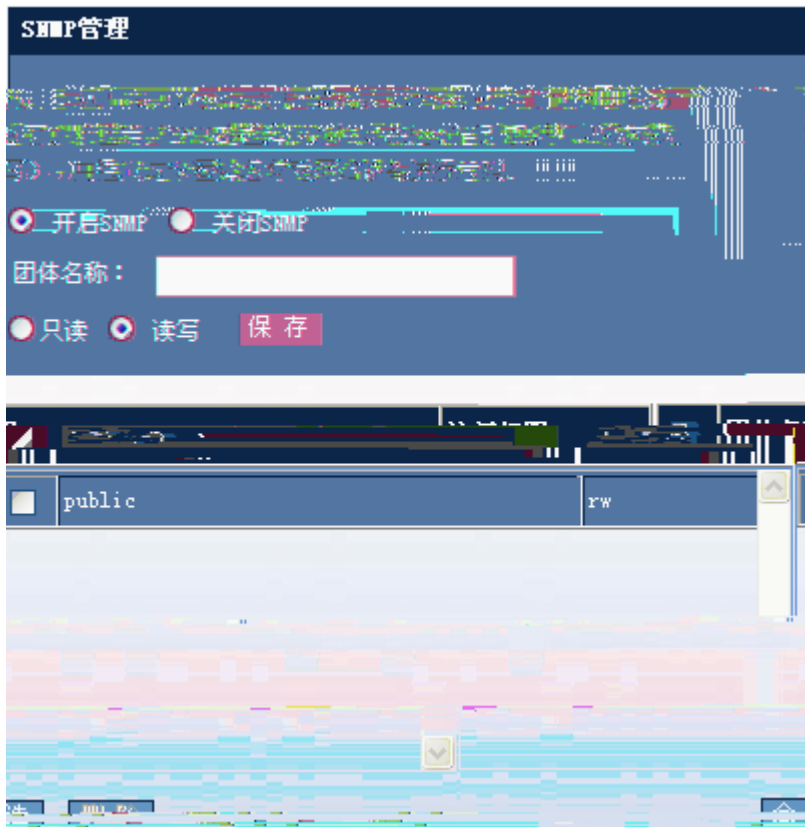
“ STP ” “ STP ” “ ”

1.5.12 SNMP

“ SNMP ”

SNMP

1-20 SNMP



SNMP

“ SNMP ”
SNMP

“ SNMP ”

“ ”

“

1.6

1.6.1 ARP

“ ARP ”

ARP

1-21 ARP



“ ”
“ ”

1.6.2 ARP

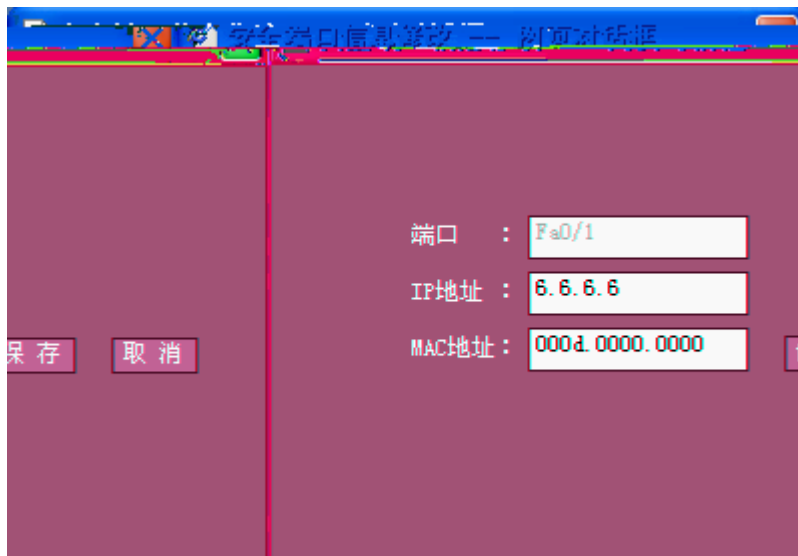
“ ARP ”

ARP

1-22 ARP

“ ”

1-23



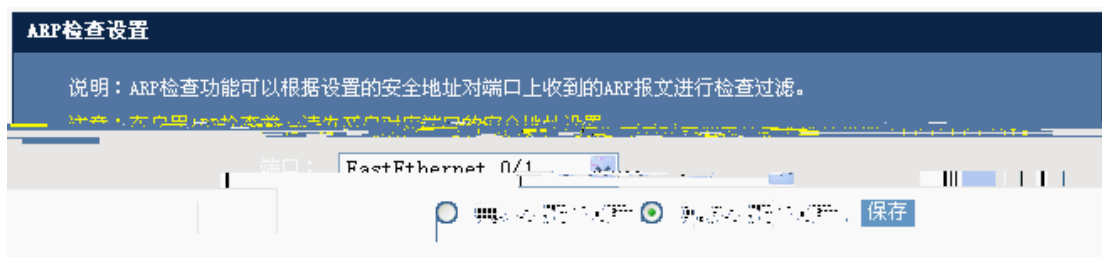
“ ”

1.6.3 ARP

“ ARP ”

ARP

1-24 ARP



“ ARP ”


“ ARP ”

1.6.4 ACL

“ ACL ”

ACL

1-25 ACL



“ ” “ ”

ID

IP IP , IP “ ”

IP “ IP ” IP

1-27 IP



“ ” “ ”

ID

TCP UDP IP ICMP

IP

IP

IP

IP

IP

IP

“ ”

■ ACL

1-28 ACL



ACL

ACL

“ ”

“ ”



PC

ACL

PC

WEB

1.7 QOS

1.7.1

“ ”

1-29

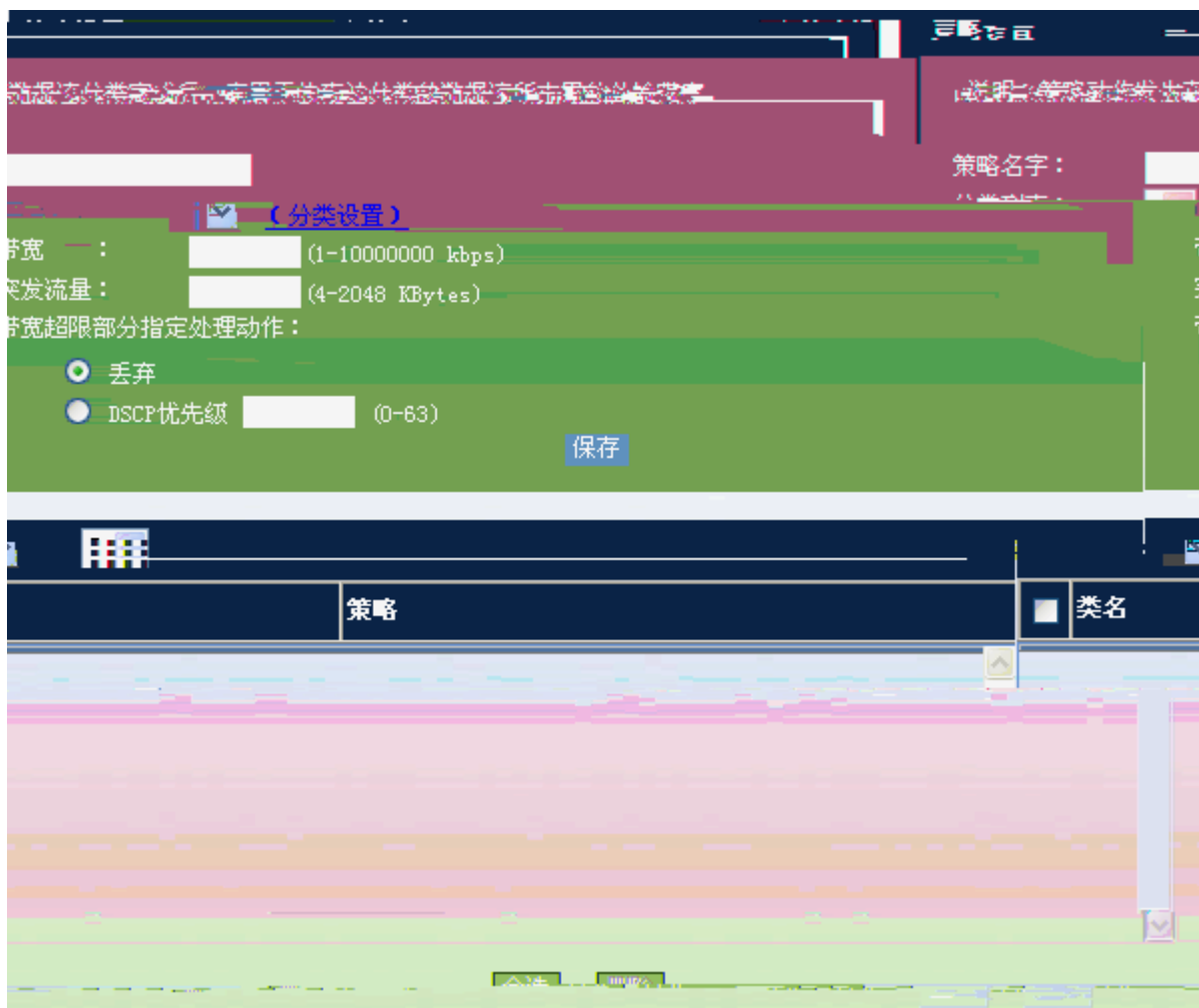


ACL “ ”
“ ”

1.7.2

“ ”

1-30



DSCP

“ ”

“

”

“ ”

1.7.3

“ ”

1-31

流设置

说明：应用策略设置对端口的输入或输出流进行限制。

端口：

策略列表：

限速方向： 输入限速 输出限速

<input type="checkbox"/>	端口	方向	策略名	信任模式	COS
<input type="checkbox"/>	FastEthernet 0/1	-	-	-	-
<input type="checkbox"/>	FastEthernet 0/2	-	-	-	-
<input type="checkbox"/>	FastEthernet 0/3	-	-	-	-
<input type="checkbox"/>	FastEthernet 0/4	-	-	-	-
<input type="checkbox"/>	FastEthernet 0/5	-	-	-	-
<input type="checkbox"/>	FastEthernet 0/6	-	-	-	-
<input type="checkbox"/>	FastEthernet 0/7	-	-	-	-
<input type="checkbox"/>	FastEthernet 0/8	-	-	-	-
<input type="checkbox"/>	FastEthernet 0/9	-	-	-	-
<input type="checkbox"/>	FastEthernet 0/10	-	-	-	-
<input type="checkbox"/>	FastEthernet 0/11	-	-	-	-

“ ”

“ ”

1.8

1.8.1

“ ”

1-32

系统信息	
设备型号：	S2924G
主机名：	Ruijie
软件版本：	RGOS 10.2.00(3), Release(30355) (Tue Mar 11 19:23:04 2008 - 5A44470348C)
系统时间：	2008-03-11 19:23:04
系统日期：	2008-03-11
系统时间：	2008-03-11 19:23:04

1.8.2

“ ”

1-33

当前配置	
Building configuration...	Build
Current configuration : 12931 bytes	Current
RGOS 10.2.00(3), Release(30355) (Tue Mar 11 19:23:04 2008 - 5A44470348C)	!
1	versi
vlan1	23198
2	!
3	!
4	vlan
5	name
6	!
7	vlan
	!
	vlan
	!

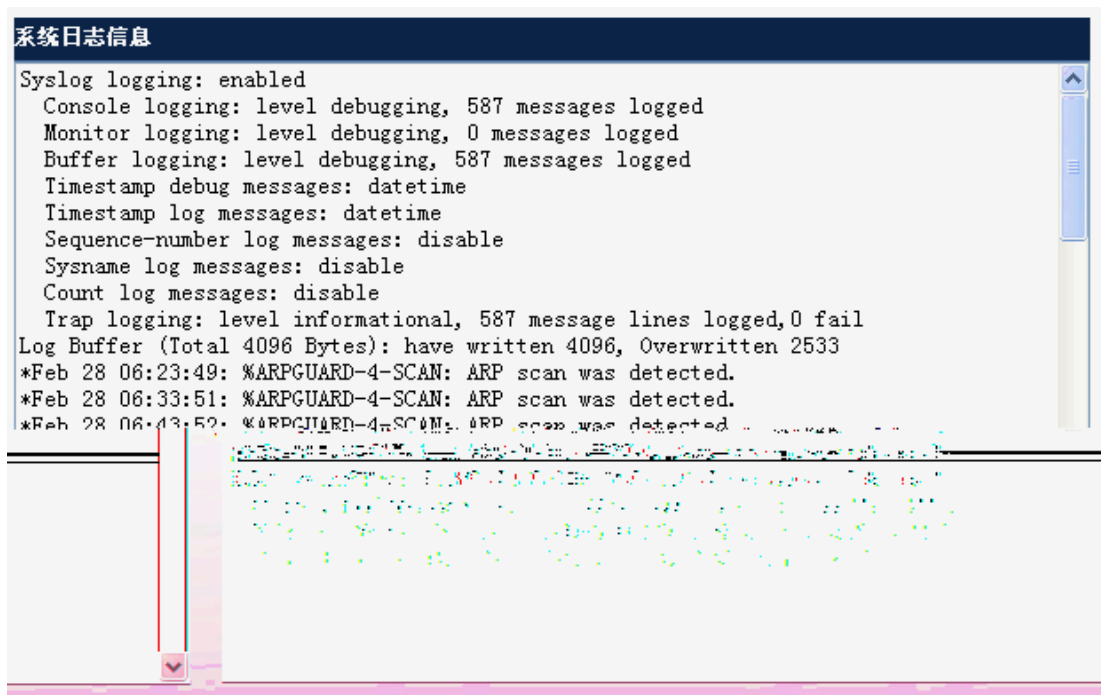
端口运行状态	
端口	带宽占用
FastEthernet 0/1	0%
FastEthernet 0/2	0%
FastEthernet 0/3	0%
FastEthernet 0/4	0%
FastEthernet 0/5	0%
FastEthernet 0/6	0%
FastEthernet 0/7	0%
FastEthernet 0/8	0%
FastEthernet 0/9	0%
FastEthernet 0/10	0%

刷新

1.8.5

“ ”

1-36



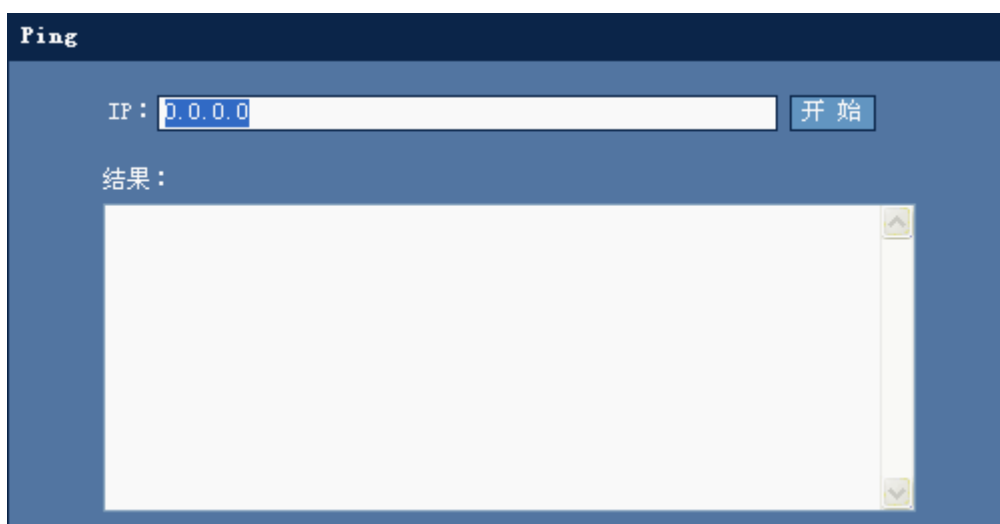
1.9

1.9.1 Ping

“ Ping”

Ping

1-38 Ping



IP

“ ”

IP

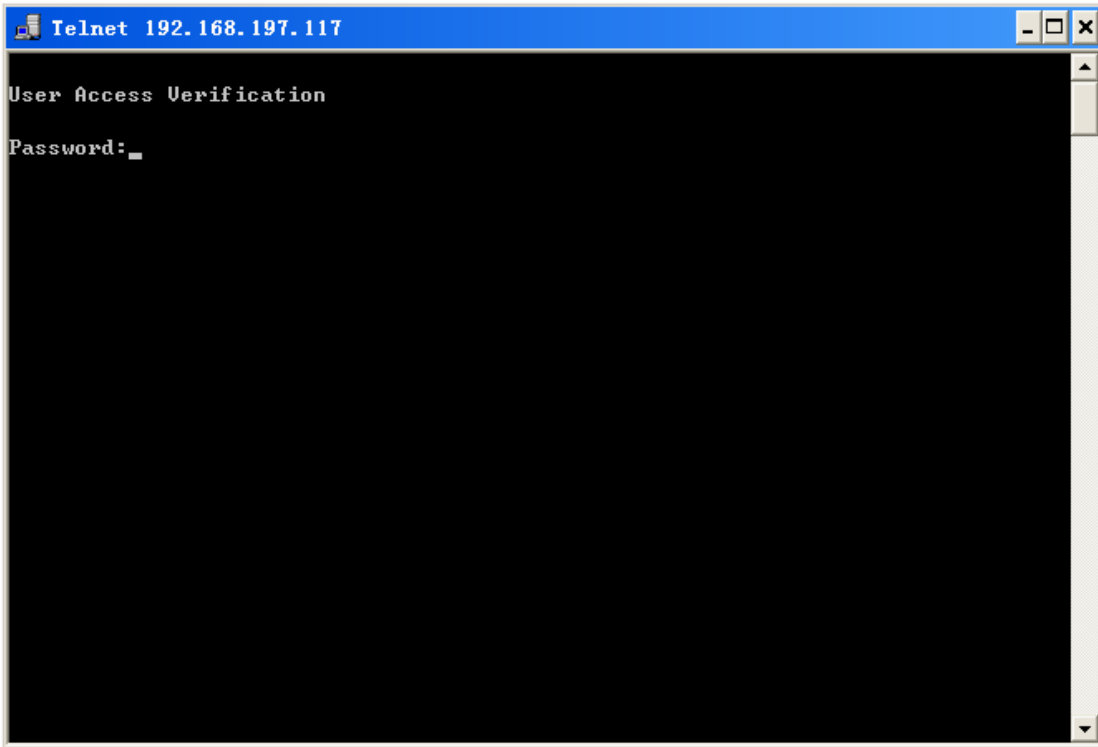
Ping

1.9.2 Telnet

“ Telnet”

Telnet

1-39 Telnet



“ Telnet”

Telnet

PC

Telnet

PC Telnet

1.9.3

“ ”

1-40

用户管理		
<input type="checkbox"/>	序号	用户名
<input type="checkbox"/>	1	admin

添加用户 全选 删除 修改

“ ”

■ Enable

Enable “ ”

1-44



■ Telnet

Telnet “ ”

1.9.5 /

“ / ”

/

1-45 /



config.text

TFTP

IP TFTP

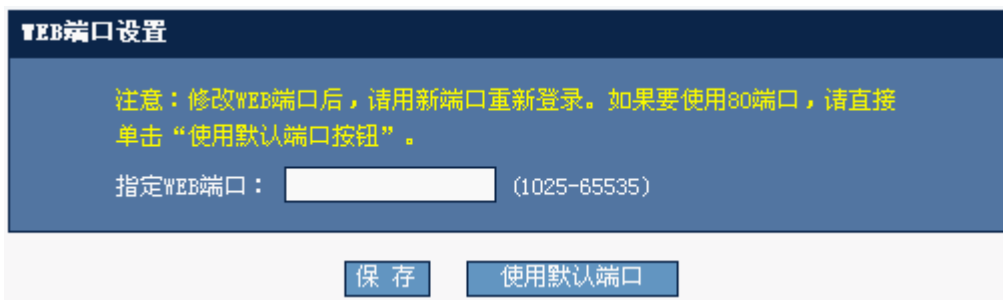
“ ”

1.9.6 WEB

“ WEB ”

WEB

1-46 WEB



“ ”

8080

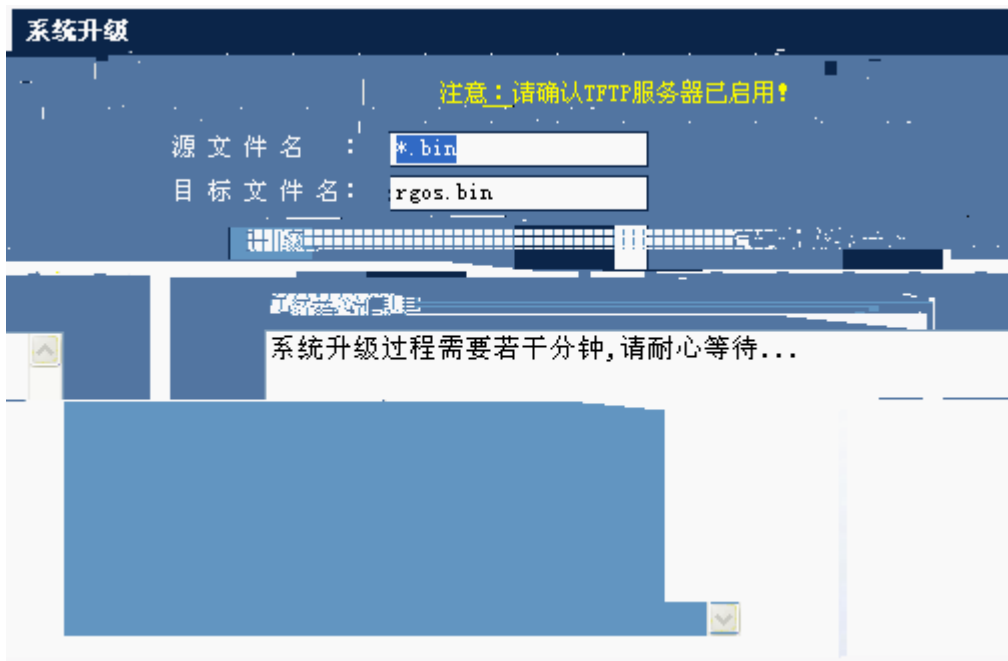
IP 192.168.1.1 http://192.168.1.1:8080
http://192.168.1.1

“ ”

1.9.7

“ ”

1-47



TFTP IP “ ” TFTP

1.9.8

“ ”

“ ”

1.10 WEB

WEB WEB enable

■ Local

```
Ruijie(config)#show running-config
Building configuration...
Current configuration: 2014 bytes
!
version RGCOS 10.2(4), Release(55435) (Wed May 13 11:50:07 CST 2009 - ngcf32)
vlan 1
username admin password admin //WEB
username admin privilege 15 //WEB 15
no service password-encryption
ip http authentication local //WEB local
!
enable service web-server // WEB
!
!
interface VLAN 1
 ip address 192.168.100.1 255.255.255.0 // IP
!
!
line con 0
line vty 0 4
 login
!
!
```

