$ AØ Aæ ‹

2008-9-27

ƒ @ 6

RSR-04E RSR-08E RSR-16E

- Junos
- Junos cli
-
- Interface
- protocol-Independent Routing
- route policy
- Routing Information Protocol RIP
- Open Shortest Path First (OSPF)
- Firewall Filters

- ¸ Ò Þ ^L;B1 c Ý+U+ÇL$ ¸B- D ½ ™5* Ú ð6Š31 >

3.3.21 set sy

9.1.4 show firewall log 42
9.1.5 show interfaces filters 42

1 JUNOS 1¶

Junos FreeBSD
IPv6 MPLS



1-1

1.1 315 e ÞN° Å

1. PC-card PCMCIA
2. Flash Disk
3. IDE

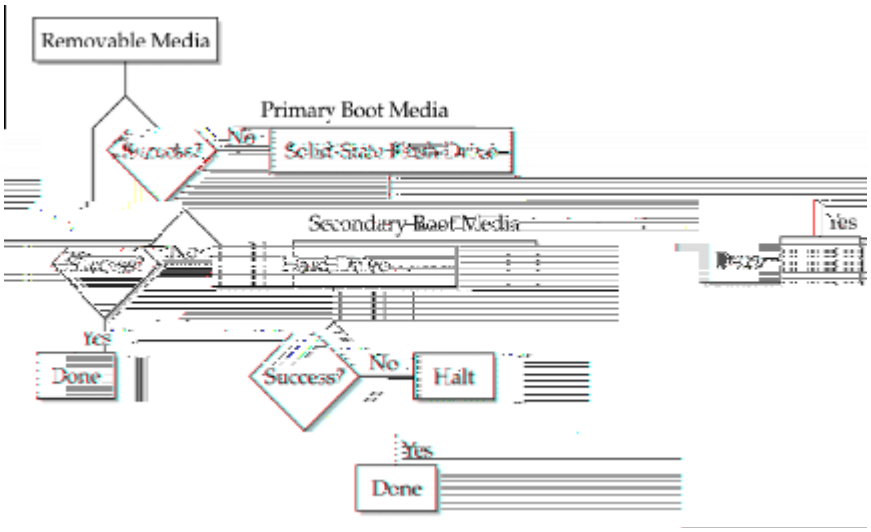

1-2

1.2 315 e Þ = ©L# Â }4Ý

1.2.1 RSR 315 e Þ

control login root cli RSR command line interface

```
login: root
Password:
Terminal type? [vt100] y
root%cli
root>
```

1.2.2 © p L6; e Þ

unix 1%

315 © p

```
root>request system halt
Halt the system ? [yes,no] (no) y
```

```
root@1> request system halt
Halt the system ? [yes,no] (no) yes
*** FINAL System shutdown message from root ***
System going down IMMEDIATELY
Shutdown NOW!
[pid 4050]
The operating system has halted.
Please press any key to reboot.
```

z

z “ Please press any key to reboot. ”

315 e

```
root>request system reboot
Reboot the system ? [yes,no] (no)y
```

1.2.3 * æ315 E¥ ,

Junos .tgz jinstall-9.0r2.1-domestic.taz

1. FTP RSR /var/home/admin/

admin

2.

```
include the following statements at the [:
 [edit interfaces]
lo0 {
unit 0 {
family inet {
address loopback-address;
address <loopback-address2>;
...
}
}
}
When do not include a destination prefix.
Also, in most cases, do not specify a loopback address on any unit other
than unit 0.
+-------------------------------------------------------------------------
+
| | NOTE: For Layer 3 vyou can |
| | configure multiple logical units for the loopback interface. |
---(more)---
```

2 JUNOS CLI

junos MGD cli

2-1

Example

```
set interfaces fe-0/0/0 unit 0 family inet address 192.168.1.1/24
delete interfaces fe-0/0/0 unit 0 family inet address 192.168.1.1/24
```

2.1 CLI ,º W E

z

z

request	Make system-level requests
restart	Restart software process
set	Set CLI properties, date/time, craft interface message
show	Show system information
s**sh**	Start secure shell on another host
start	Start shell
telnet	Telnet to another host
test	Perform diagnostic debugging
traceroute	Trace route to remote host

2.1.2 Gƒ5¤ W E

1.

root@lab2>

```
[edit]
user@host# show chassis alarm
sonet {
lol red;
pll yellow;
}
[edit]
user@host# edit chassis alarm
[edit chassis alarm]
user@host# show
sonet {
lol red;
pll yellow;
}
[edit chassis alarm]
```

6.

```
user@host# set alarm sonet lol red
user@host# delete alarm sonet pll yellow
        Candidate      active
[edit chassis]
user@host# show | compare

user@host# show | compare filename
user@host# show | compare rollback number
```

7.

```
root@router# show | compare
[edit interfaces]
+ so-1/1/1 {
+ description "My new interface";
+ unit 0 {
+ family inet {
+ address 10.0.0.1/8;
+ }
+ }
+ }
[edit]
root@router# show | compare | save /var/tmp/patch.cfg
Wrote 9 lines of output to '/var/tmp/patch.cfg'
[edit]
root@router# load patch /var/tmp/patch.cfg
load complete
```

8.

[edit]
user@host# **edit chassis alarm sonet**
[edit chassis alarm sonet]
user@host# **delete lol**
[edit chassis alarm sonet]
user@host# **delete los**
[edit chassis alarm sonet]
user@host#

9.

commit **rollback**

ser@host#**commit**

and-quit

at commit

check

confirmed commit 10

rollback 50 /config/ 3 /var/db/config//47

rollback rollback 0

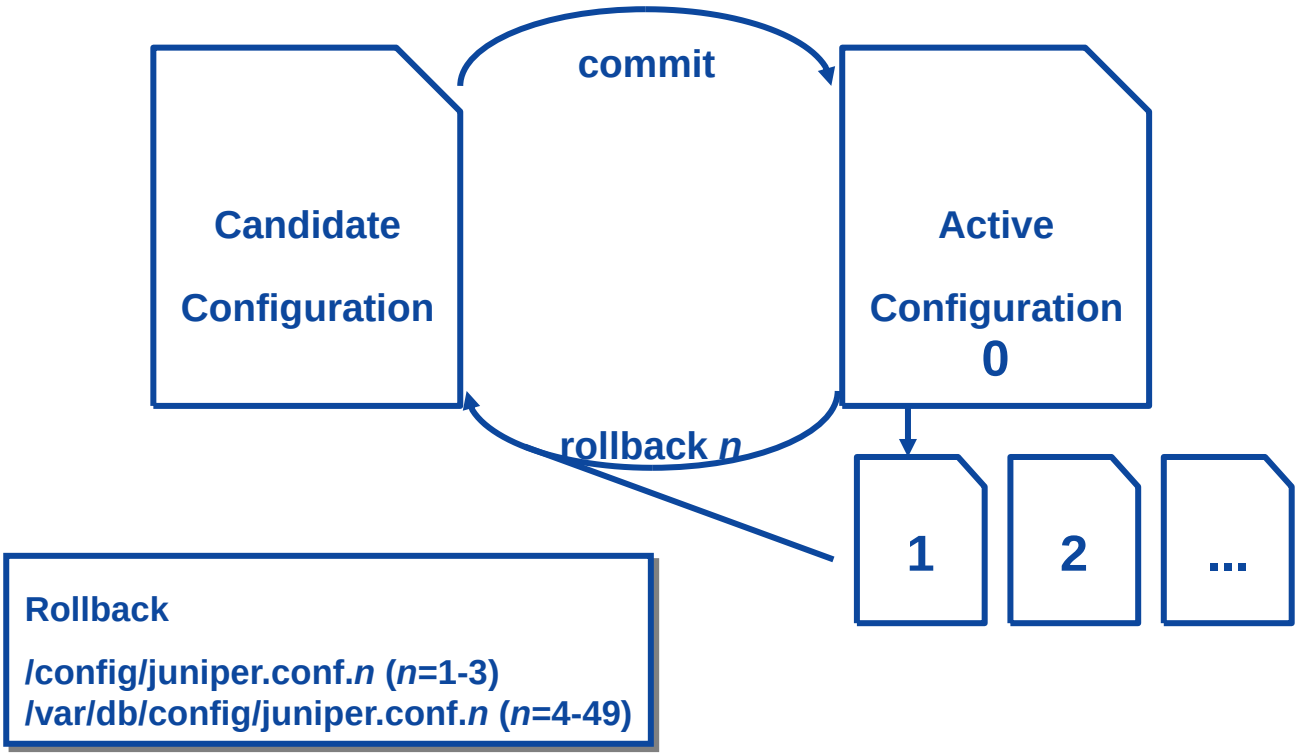

2 6

3 315 1×*< Â C ×

3.1 Root F m

3.1.1 set root-authentication plain-text-password

root

root# new password : star

root# retype new password: star

3.1.2 root-authentication encrypted-password

root

3.2 1×*<user C\ - ÂAõL$

3.2.1 set login user *robert* authentication plain-text-password

user robert

3.2.2 login classes

classes

Login class Permission Bits Set

operator clear network reset trace view

read-only view

superuser all

unauthorized none

3.3 services and processes

3.3.1 set system host-name

3.3.2 set system name-server

3.3.3 set system domain-name

3.3.4 set system services telnet

telnet

3.3.5 set system services ssh protocol-version

ssh

V1 1

V2 2

/ ssh (~ b 1 Â(~ b 2 C ² ï

3.3.6 ssh v2 admin@192.168.0.12

ssh

admin

admin@192.168.0.12

3.3.7 set system services ftp

ftp

3.3.8 start shell csh

C shell

3.3.9 set system date YYYYMMDDHHMM.ss

3.3.10 show system uptime

3.3.11 set system date ntp

Date and Time from NTP Servers

3.3.12 Set system time-zone

3.3.13 Set system ntp authentication-key 1 type md5 value

NTP KEY

3.3.14 Set system ntp boot-server

NTP IP

3.3.15 Set system ntp server *10.1.1.1* key 1 prefer

NTP 10.1.1.1 key

3.3.16 Set system ntp trusted-key

NTP key

3.3.17 show ntp status

NTP

3.3.18 show ntp associations

NTP

3.3.19 set snmp community

snmp community

3.3.20 show snmp statistics

snmp

3.3.21 set system syslog archive

log

size

Files

3.3.22 set system syslog host

log IP

3.3.23 set traceoptions file

size

Files

4 interface Gƒ5¤ Â Ý l

4.1 Gƒ5¤Ethernet interface : GE and FE

4.1.1 show chassis mac-addresses

mac

4.1.2 Set interface fe-0/0/0 description

fe-0/0/0

4.1.3 Set interface fe-0/0/0 vlan-tagging

fe-0/0/0 802.1Q

4.1.4 Set interface fe-0/0/0 unit 10 family inet address

fe-0/0/0 unit 10 ip

4.1.5 Set interface fe-0/0/0 unit 0 vlan-id

fe-0/0/0 unit 10 vlan

4.1.6 Set interface ge-0/0/0 gigether-options source-filtering

ge-0/0/0

4.1.7 Set interface ge-0/0/0 unit 0 family inet address 10.10.11.3/24 vrrp-group

ge-0/0/0 VRRP

4.1.12 set chassis aggregated-devices (Ethernet | sonnet) device-count [1 – 128]

chassis د

5 protocol-Independent Routing

5.1 M• 7D%+g …Aä

5.1.1 Set routing-options static route destination-prefix next-hop

discard ICMP
reject

5.1.2

Aggregated reject discard

5.2.2 Set routing-options generate route destination-prefix

generate , ,
Generated
Discard

5.3 Martian Routes

5.3.1 Set routing-options martians prefix/prefix-length match-type

martian

Actions:

- Terminate

  Accept route

  Reject (or suppress) route
- Flow control

  Skip to next policy

  Skip to next term
- Modify attributes

  Metric

  Preference

  Color

  Next-hop address

7 Routing Information Protocol ´ RIP

7.2.3 show route advertising-protocol rip

RIP

7.2.4 show route receive-protocol rip

RIP

7.2.5 show rip statistics

RIP statistics

8 Open Shortest Path First (OSPF)

8.1 Gƒ5¤OSPF

8.1.1 set protocols ospf area 0 interface ge-0/0/0

ospf

8.1.2

8.1.2

8.1.5 Set protocols ospf area *0.0.0.0* interface *interface-name* neighbor *address*

OSPF Point-to-Multipoint Network point-to-point Network

8.1.6 Set protocols ospf area *0* interface *interface-name* interface-type nbma

OSPF Nonbroadcast, Multiaccess Network point-to-point Network

8.1.7 set

Stanza en-US 100 0 2cccell 0 T

8.2.8 show ospf interface fe-0/0/0.0 extensive

OSPF

9 Firewall Filters

9.1 firewall filter