

2008-7-1	
2009-2-17	

-
-
-
-
-

1	6
1.1		

6.2.4	51
6.3	52
6.4	54
6.4.1	54
6.4.2	54
6.4.3	54

1

1.1



1.1 RG-S5750-24GT/12SFP



1.2 RG-S5750P-24GT/12SFP

1UBOX
Link/ACT

Power Status

Power

LED

1)

LED

LED

2)

3) PC Console

4)

1 3
4

Status

LED

Status



RSPAN

UP

3.

1)

2)

3)

LED

LED

- 2)
- 3)
- 4)

5)

6)

1.2.3

1) Console show slots

2)


3)

4)

5)

2

2.1



2.1 RG-S8610

2.2 RG-S7606



Status

Status

Status

1) Status Status

2)

3)

Status

status

can not start up

1.

2.

3.

4.

1.

2.

3. Console
Log

System Halt

4. S86/S96

S76

(M7600-24SFP/8GT

M7600-48GT)

5.

6. boot

debug

boot

Open/Close boot/ctrl/main debug switch.

7.

1.

2.

3.

4.

5.

2.3

2.3.1

1.

arp

mac

arp

- 2.
- 3.
4. SDebug Link
Sdebug
5. Console show interface
counters
, ping ,
6. sdebug Phy phy
SDebug
- 7.

3.1 Link

show interface status
Link

Link

LED

Linkdown

1.

shutdown



CISCO

9.

3.4

1.

2.

Bug

3.

Ctrl

Tftp

Tftp

4.

PC

tftp

PC

tftp

5.

tftp

PC

6.

Flash

Flash

7.

8.

ctrl

CRC

9.

Chassis

1.

2.

10.1

10.2

10.0

3.

Boot

Ctrl

Ctrl

Ctrl

8.

9.

3.7

1.

2.

3.

4. Console

5.

7.



off,

full

1000M

auto

8.

9.



:

,

RG-PA2000

S86/S96

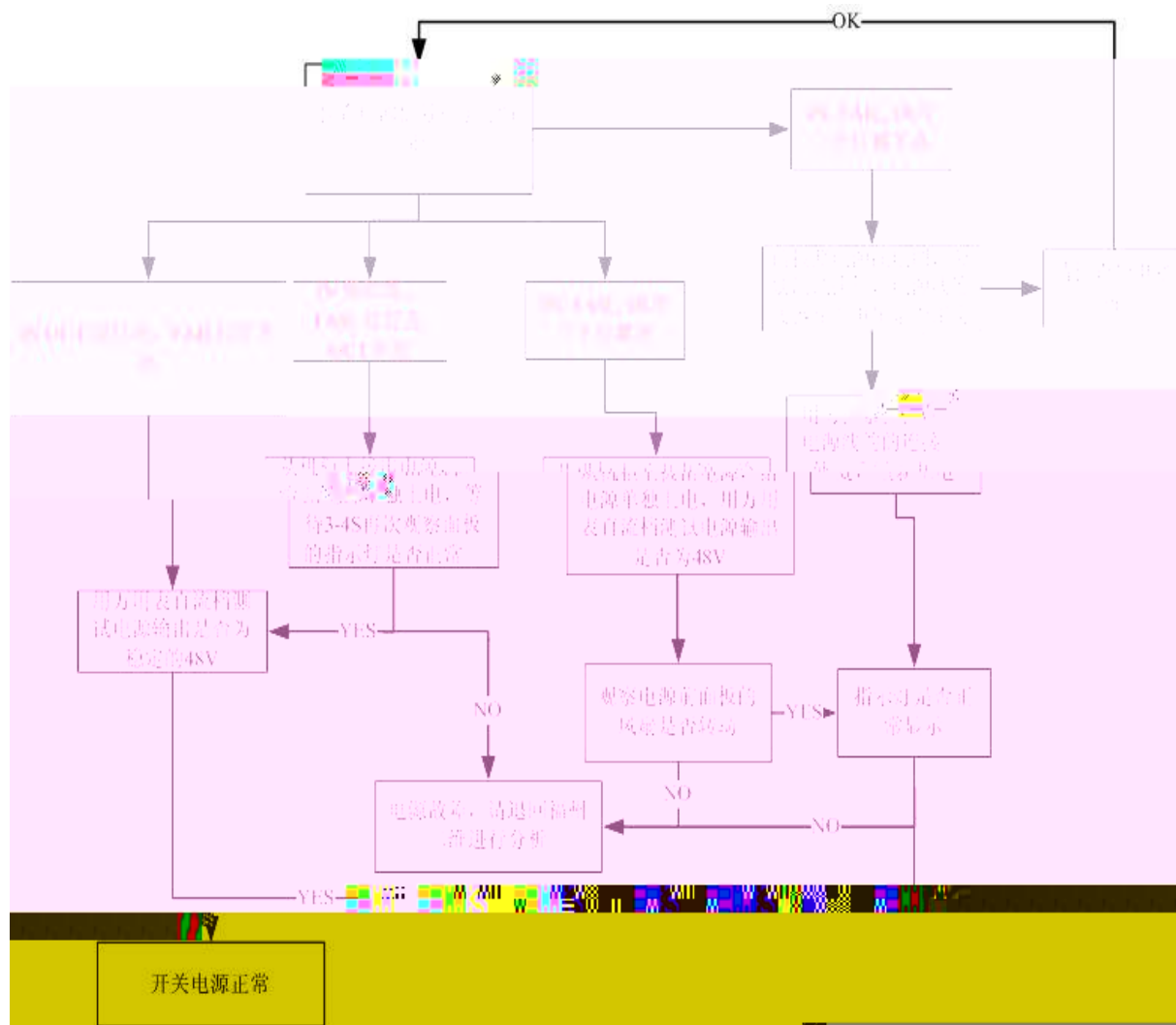
PSE4000,2000W

AD-DC

IN

OUT

FAIL



1.




4.1.3



200-240V
176V-264V

2.



3.

4.





1.

48V

2.

a.

b.



c.

3.

IN OUT Fail

4.

FAIL

IN OUT

5.

Link and no power


IN FAIL OUT

IN FAIL OUT
show power

6.

100V

0



0



4.2 DC-DC

4.2.1

DC-DC

RG-PD1200-I	1200W	
RG-PD1200	1200W	S86/96
RG-PD2000	2000W	S86/96

2. IN OUT FAIL

3. IN OUT FAIL


48V

4. IN FAIL OUT

IN OUT FAIL



PD1200



4.2.2 1200W PD1200

4.3 PSE4000

S76 POE

PSE4000

PSE4000

PSE4000

4.4

S19/S20/S21/S23/S26/S29/S32/S37/ S57

/

- 1.
- 2.
- 3.
- 4.

200-240V

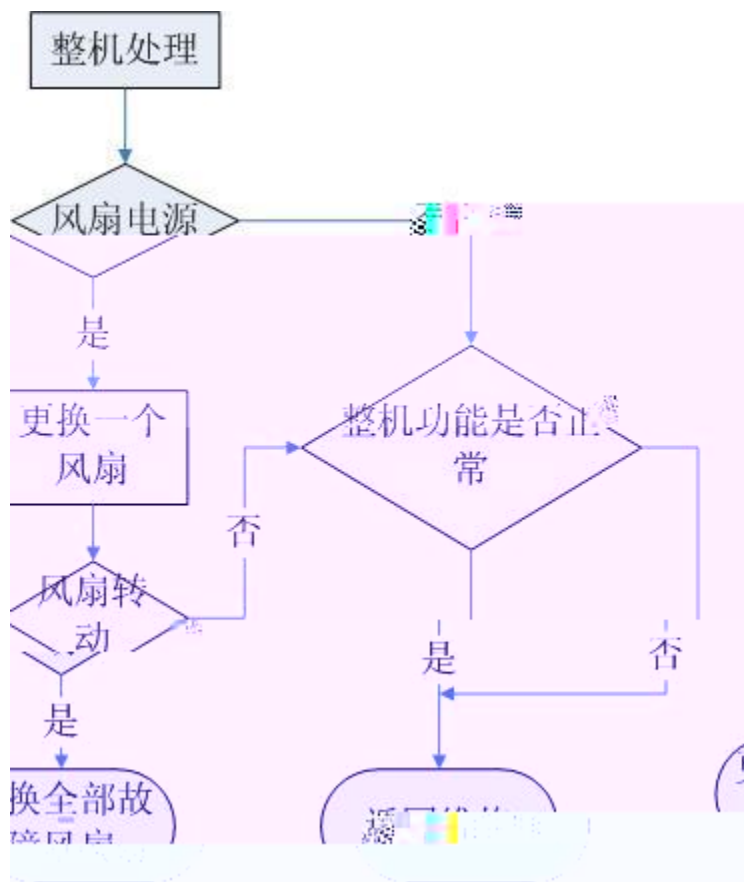
4.5 DC-DC

- 1.
- 2.
- 3.
- 4.

200-240V

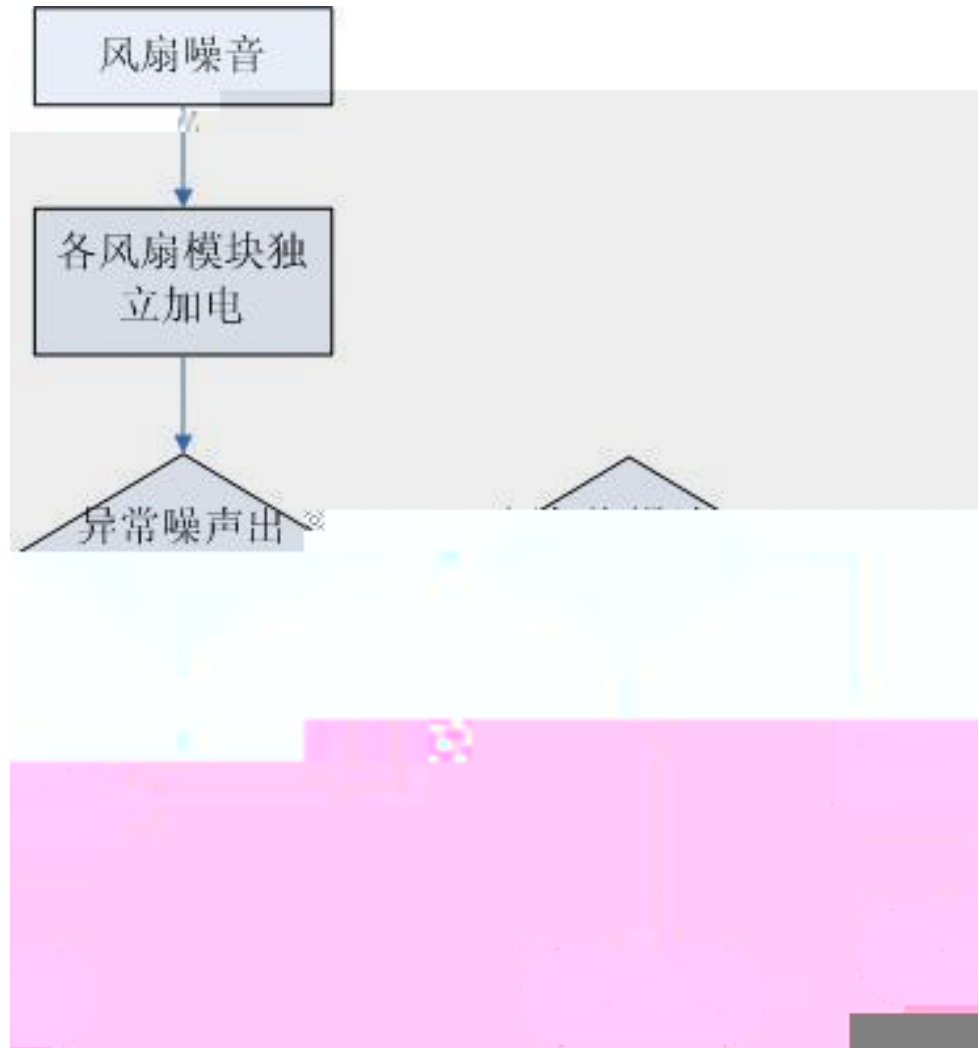
- 1.
- 2.
- 3.

5.1.2



5.1.2

- 1.



5.1.4

1U 1.5U

6

6.1

SFP,XFP,XENPAK

ESD ElectroStatic Discharge


ESD

ESD

6.1.1

SC

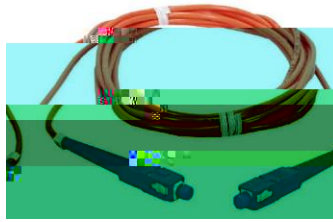
LC



6-1

LC

SC

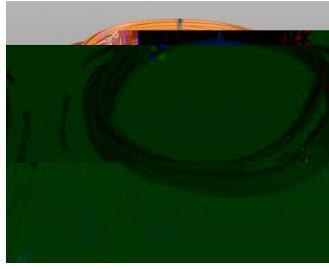


6-2

SC




6-



6-5 LC





6-7 GBIC SFP mini GBIC



6-8 XFP



6-9 XENPAK

GBIC XENPAK XFP SFP SFP

(FE-SFP-LX-MM1310)

6.1.3

1.

a,

0.5km

50m

b,



a

a

2.

3.

4.

TX RX

6.2

6.2.1


1.

A.

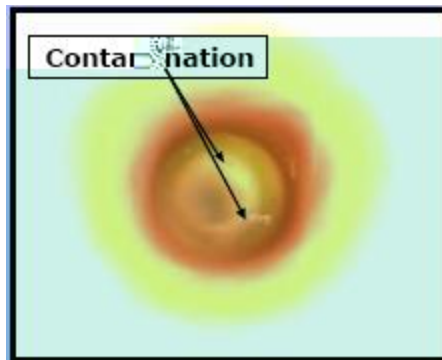
B.

C.

D.



6-4



6-5

2. ESD

ESD ElectroStatic Discharge " " 1ns
ps ESD Kv/m

ESD

ESD
ESD

ESD

A. ESD

B.

6.2.2

1.

2.

3.

4.

5.

6.



1.

2.

1.

4

11 13
360



2.

25



6-6

6.2.3

1. 30 75 RH
- 2.
- 3.
- 4.
- 5.

6.2.4

- 1.
- 2.
- 3.

4.

5.

6.

7.

90

8.

9.




6.3

LED

1.

2. LINK



6-7

- 3.
- 4.
- 5.

6.4

6.4.1

1. 30mm 90
- 2.

- | | | | | |
|----|------|------|------|------|
| 5. | 40km | 15km | 5dB | 15km |
| 6. | 80km | 40km | 20dB | 40km |